

These instructions depict use of the FlowCell Press Fit Tubing Connector 460003 with incubation chambers and fluidics tubing, item # 460004.

1. Remove the paper liner from the tubing connector and press one connector over each filling port as shown in Figure 1.




Figure 1

2. Cut the plastic tubing to the desired length, trim one end at a slight angle to facilitate insertion into the tubing connector as shown in Figure 2.

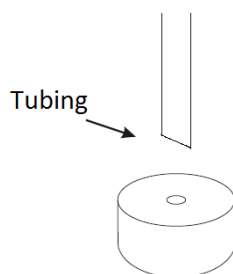


Figure 2

FlowCell_Press_Fit_Tubing_Connectors

3. Press the tubing into the small hole in the top surface of each connector as shown in Figure 3. Adapt the other end of the tubing to inlet connectors or syringes as needed for the application.




Figure 3